



Thank you for viewing our free Shamrock Cut & Paste Book for St. Patrick's Day Book!

This activity book was made to use with our March preschool lesson plans. You can view our [preschool curriculum lesson plans](http://www.adaycare.com/March.html) from <http://www.adaycare.com/March.html> or our [toddler lesson plans](http://www.adaycare.com/Marcht.html) <http://www.adaycare.com/Marcht.html>

Copyright and terms of use: All of our materials, lesson plans, books, worksheets, coloring pages, activity pages, etc., are owned by adaycare.com we own the rights to all of the materials.

We allow you to use the materials in your home, daycare or preschool just like when you purchase a book at the store, you don't own the right to the pictures, activities and ideas in that book but you are allowed to use it in your home or in your place of business, the same goes with our materials.

Please note: Do not place any of our materials on your website without our written permission. Please care and do not share our work.

No part of this publication may be reproduced, stored in a retrieval system or transmitted in any form by any means, electronic, mechanical, photocopying, recording or otherwise, without the prior written permission of the copyright owner.


Federal copyright laws prohibit the reproduction, distribution, public performance, or public display of copyrighted materials without the written permission of the copyright owner.


We know most of the people who use our materials, won't abuse our copyright, but for the one or two who are thinking about it, please be nice and don't share our work, as you probably know it is illegal to do so and once caught could be prosecuted.

Thank you for your cooperation! We appreciate it!



Save ink - This page doesn't need to be printed.

My Shamrock - Shape Book






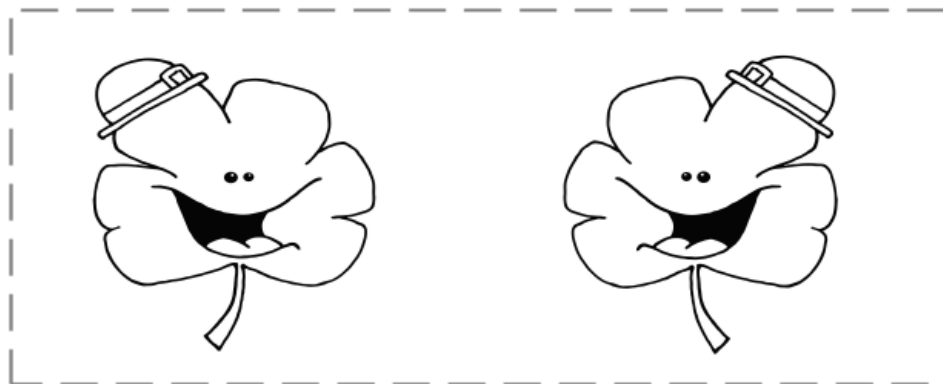
Hi! I'm a shamrock. Do you know what shape I'm inside? I'm in a circle. Can you trace the circle? Can you find my twin and paste it into the box?



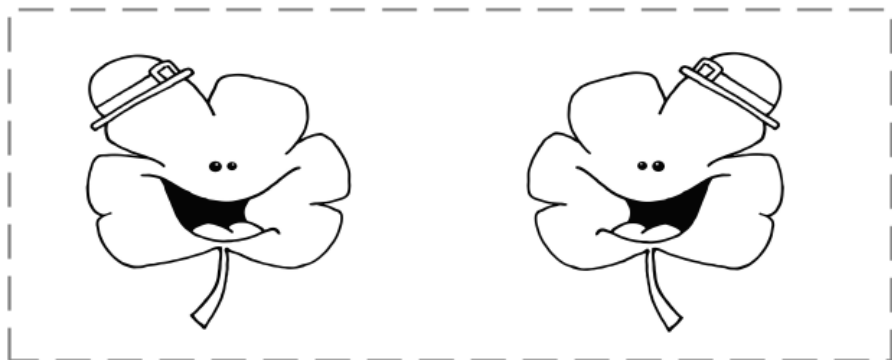



Hi! I'm a shamrock. Do you know what shape I'm inside? I'm in a square. Can you trace the square? Can you find my twin and paste it into the box?



Hi! I'm a shamrock. Do you know what shape I'm inside? I'm in a triangle. Can you trace the triangle? Can you find my twin and paste it into the box?



Hi! I'm a shamrock. Do you know what shape I'm inside? I'm in a rectangle. Can you trace the rectangle? Can you find my twin and paste it into the box?



Directions:

Print out one set of the pages above for each child.

The first five pages will make each child's shape book.

Have the children trace the shapes and color them.

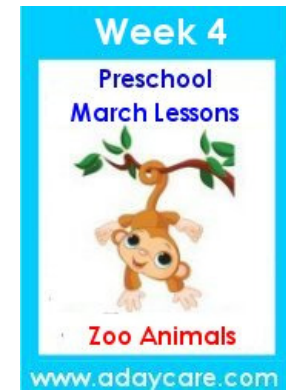
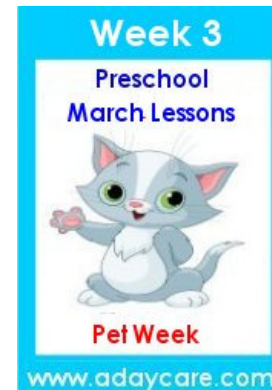
Have the children cut out the shapes on the last page, teacher will need to cut them out for children who have not mastered cutting yet.

Have the children find the matching shape (twin) and tape or glue it into the box beside the matching shape.

When all the pages are completed, teacher can take the pages of one of the books, and 3 hole punch on the left hand side of the page, hole punch all 5 pages at the same time to make sure all the holes are in the same spots so they will line up, or purchase already hole punched paper and use that instead.

You will need some thick yarn or string and push the yarn through the first set of holes in the pages, before tying make sure you can easily open and turn the pages, then tie the first set of holes, repeat with the holes in the middle of the book and then at the bottom of the book (left hand side of page), repeat for each child.

Have each child write their name on the front cover.



We hope you enjoyed our free shamrock shape cut and paste activity book from <http://www adaycare.com/sample.html>

If you enjoyed our free book then you will love our March preschool curriculum which is broken down into 4 weekly themes, see the four weeks of themed lesson plans shown above or visit us at <http://www adaycare.com/March.html>

Our lesson plans include circle time, words to songs, rhymes, crafts, numbers, letters, shapes, colors, fine motor activities, math, science, gross motor movement activities, pre-reading, early literacy and much more!

We offer lots of "hand on activities" with no printable pages plus we provide all the printable pages you will need to complete the lessons such as worksheets, printable games, printable puppets, printable crafts, etc.

We also have infant, young toddler and toddler monthly curriculums with theme based lesson plans on our website, these are sold separately.

Our March preschool curriculum is made for children between the ages of 2.5 to 6 years; get the entire month of March for the low price of \$15.00 as a download or \$25.00 on a CD.

copyright www adaycare.com – all rights reserved